



AvellinoCov2.com

Testing Facility Representatives

Admin and Collector



Landing Page

1. Visit
AvellinoCov2.com
2. Login
 1. If you do not have the correct credentials, please contact your Admin

AvellinoCoV2
Avellino SARS-CoV-2/COVID-19 Test

Home About Avellino Help

Welcome to Avellino Test

Already Registered? Please Login

Login

New Patient Entry Form

If you are a new patient please click on
New Patient Entry Form

Language English | v

Terms and Conditions | Privacy Policy | Genetic Data Usage and Privacy | Accreditations and Certifications | Accessibility
©2020 Avellino Labs. All Rights Reserved.
©2020 Avellino Labs. All Rights Reserved.
Terms and Conditions | Privacy Policy | Genetic Data Usage and Privacy | Accreditations and Certifications | Accessibility



1. To start, click on “Collect Specimen”

AvellinoCoV2
Avellino SARS-CoV-2/COVID-19 Test

Home About Avellino Help

Karen.123
Testing Non Appt (Avell...

Dashboard

Patient Entry Form

Collect Specimen

Update Insurance

My Account

Contact Help

Logout

Patient Entry Form

Collect Specimen

Update Insurance

My Account

Terms and Conditions | Privacy Policy | Genetic Data Usage and Privacy | Accreditations and Certifications | Accessibility
©2020 Avellino Labs . All Rights Reserved.

Terms and Conditions | Privacy Policy | Genetic Data Usage and Privacy | Accreditations and Certifications | Accessibility



1. Search patient criteria
 - First name
 - Last name
 - Date of Birth
2. Click “Search” to find the patient
3. Verify the patient before collect specimen

Note: Default view is “Collect Specimen”.

The screenshot displays the AvellinoCoV2 web application interface. The header includes the Avellino logo and the text "AvellinoCoV2 Avellino SARS-CoV-2/COVID-19 Test". Navigation links for "Home", "About Avellino", and "Help" are present. A sidebar on the left lists menu items: "System Testing Testing (Avellino)", "Dashboard", "Patient Entry Form", "Collect Specimen" (highlighted in orange), "Results Portal", "Update Insurance", "My Account", "Contact Help", and "Logout". The main content area is titled "Collector – Search patient" and features two tabs: "Collect Specimen" (active and highlighted) and "Already Collected". A search instruction box states: "Please search by patient First Name, Last Name and DOB or by patient First Name, Last Name and Phone Number". The search form includes fields for "First Name *" (containing "John"), "Last Name *" (containing "Smith"), and "Date of birth" (containing "01 / 01 / 1988"). Below these are fields for "COV#" and "Phone/Mobile Number" with a country selector set to the United States. A "Search" button (highlighted in orange) and a "Reset" button are located below the form. The results table below has columns: "First Name", "Middle Name", "Last Name", "Suffix", "Date of Birth", "Phone Number", "Street Address", and "Apt / Unit / Suite". The table is currently empty, displaying "No entries". The footer contains legal notices: "Terms and Conditions | Privacy Policy | Genetic Data Usage and Privacy | Accreditations and Certifications | Accessibility ©2021 Avellino Labs . All Rights Reserved."



Collect Specimen and Retest

- **Collect Specimen**
 - New patient entry form
 - Have never tested before
- **Assist in Registration**
 - Have not registered for patient portal
- **View Only**
 - Already tested before
- **Retest**
 - Have tested before and can be retested

Street Address	Apt / Unit / Suite	COV#	Form Submission Date	Collection Date	
4300 Bohannon Dr			10/16/2020 02:31 PM		Collect Specimen Assist in Registration

Address	Apt / Unit / Suite	COV#	Form Submission Date	Collection Date	
dams Drive		9876543	12/10/2020 05:45 PM	12/10/2020 06:04 PM	View Only Retest



Verify Patient Information before Collection

- Verify name and patient information with the patient to ensure accuracy

Note: You are not able to change Name, Email, DOB, or phone number.

Collect specimen - Patient Details

All fields marked with * must be filled out in order to be tested.
Please ensure that the patient first and last name listed below matches exactly what is printed on the vial sticker.

Name Prefix	<input type="button" value="Mr."/> <input type="button" value="Mrs."/> <input type="button" value="Ms."/> <input type="button" value="Dr."/>
Name *	<input type="text" value="John"/> <input type="button" value="📄"/> <input type="text" value="Middle N"/> <input type="text" value="Smith"/>
Suffix (Jr, Sr, II, III)	<input type="text"/>
Email	<input type="text" value="avellinotesting@mailinator.com"/>
Phone Number *	<input type="text" value="🇺🇸 (123) 456-7890"/>
Patient Mobile	<input type="text" value="🇺🇸"/>
Date of Birth *	<input type="text" value="01/01/1988"/>
Sex *	<input type="text" value="Female"/> <input type="button" value="v"/>
Pregnancy Status *	<input type="text" value="No"/> <input type="button" value="v"/>



Verify Patient Information before Collection

- Verify with the patient if the test will be billed by the patient's insurance or directly to your facility

How will this test be billed? *

Patient's insurance OR Uninsured
 Directly to your facility OR Med Part A

Please type the name of your health insurance provider, a dropdown list will appear.
Select UNINSURED if you have no insurance.
Select OTHER if you can't find your Insurance provider in the list.

Primary Insurance Name *

SSN

Driver's License State

Driver's License

Attestation * By selecting this checkbox, I attest that I, as the patient, am uninsured at the time of service for the AvellinoCov2 test.



Verify Patient Information before Collection

- Waiver Collector: Check the box to acknowledge Avellino terms and conditions as a Collector

Address *

1505 Adams Drive

Apt / Unit / Suite

Menlo Park CA - California

94025 San Mateo County

Waiver Collector *

By selecting this checkbox, I agree and acknowledge that (i) I have read and understand the information provided on this patient entry page and have had an opportunity to have any questions answered by my healthcare provider; (ii) I consent to take the test for SARS-CoV-2/COVID-19; and (iii) I have reviewed the information entered above and the information is accurate. For information on Avellino's privacy practices, see www.avellino.com/en/genetic-data-usage/.

← BACK → NEXT



Specimen Details

- Read to make sure you are selecting the correct options
- Check mark if it is employee
- Select appropriate test for the patient
- Select the specimen type

Collect Specimen - Specimen Details

Patient Name

John Smith

Employee

Is this person an employee of Testing Non Appt (Avellino) ? (Check box for yes)

Which test is being used? *

AvellinoCoV2 - Avellino SARS-CoV2/COVID-19 test

AvellinoCoV2 Respiratory - Avellino SARS-CoV2/COVID-19, Influenza A, Influenza B, and Influenza C test

The **AvellinoCoV2** test can be collected with either swab or saliva.

If **AvellinoCoV2 Respiratory** test is selected, please do NOT collect samples with the saliva funnel. For

AvellinoCoV2 Respiratory test, please select appropriate collection between Mid-turbinate (1 Swab) or Nasopharyngeal/Oropharyngeal (2 Swabs).

Specimen Type *

Nasopharyngeal/Oropharyngeal - 2 Swabs

Mid-turbinate - 1 Swab

Saliva - Funnel



Specimen Details

- Scan barcode on the TRF or vial sticker to capture the COV #
OR
- Type in the COV# found on the vial
 - If no barcode scanner, manual input requires 7 digits
 - Double check the COV# on the vial before submission
- Capture photo of vial from device if applicable
- Review to make sure everything is accurate before submission
- Click “Submit Sample” to complete specimen collection

Press the button below to scan the TRF barcode

SCAN BARCODE

COV *

(manual input requires 7 digits)

Vial Photo

Drag & Drop your files or [Browse](#)

Take a photo of the TRF Code attached to the vial.

Note Photo

Drag & Drop your files or [Browse](#)

Take a photo of the note.

Clinic Name	Ordering Phys First Name	Ordering Phys Last Name
Testing Non Appt (Avellino)	Test	Testing
Ordering Phys Street Address	Ordering Phys City	Ordering Phys State
4300 Bohannon Dr	Menlo Park	CA
Ordering Phys Zip	Ordering Phys County	Ordering Phys Phone Number
94025	San Mateo	(408) 334-2766

Submit Sample **Back**



- Upon successful specimen submission
- Click on orange rectangle button to collect a new sample

The screenshot shows the AvellinoCoV2 patient portal. At the top left is the Avellino logo and the text 'AvellinoCoV2 Avellino SARS-CoV-2/COVID-19 Test'. To the right are navigation links for 'Home', 'About Avellino', and 'Help'. Below this is a user profile section for 'Karen.123' with the text 'Testing Non Appt (Avell...'. A vertical sidebar on the left contains menu items: 'Dashboard', 'Patient Entry Form', 'Collect Specimen', 'Update Insurance', 'My Account', 'Contact Help', and 'Logout'. The main content area displays a confirmation message: 'You have successfully submitted the specimen for John Smith'. Below this message is an orange button with the text 'Click here to collect a new sample', which is highlighted with a blue rectangular border. At the bottom of the page, there is a footer with links for 'Terms and Conditions', 'Privacy Policy', 'Genetic Data Usage and Privacy', 'Accreditations and Certifications', and 'Accessibility', followed by the copyright notice '©2020 Avellino Labs . All Rights Reserved.'



Want to confirm if collected properly?

Click on “Already Collected” to ensure that you collected correctly in system.

AvellinoCoV2
Avellino SARS-CoV-2/COVID-19 Test

Home About Avellino Help

System Testing
Testing (Avellino)

- Dashboard
- Patient Entry Form
- Collect Specimen
- Results Portal
- Update Insurance
- My Account
- Contact Help
- Logout

Samples collected - Past 7 days

[Collect Specimen](#) [Already Collected](#)

First Name: Last Name:

Collection Date: COV#:

Date format: MM/DD/YYYY


[Search](#) [Reset](#)









[Export CSV](#)

Collection Date	Avellino ID Number	Status	First Name	Last Name	Date of Birth
01/15/2021 07:34 PM	TESTV-COV5412419	AC1	AC1	AC2	01/01/1988
01/15/2021 08:08 PM	TESTV-COV4376878		lien28	nguyen	01/01/1988
01/15/2021 10:15 PM	TESTV-COV8568678		Rones	Nguyen	09/27/1985
01/15/2021 10:43 PM	TESTV-COV9047955		Rones	Nguyen	09/27/1985
01/15/2021 11:16 PM	TESTV-COV5654654		Thi	Nguyen	07/06/1982



Admin: Add Collector

 **Karen**
Testing (Avellino)

-  [Dashboard](#)
-  [Patient Entry Form](#)
-  [Collect Specimen](#)
-  [Update Insurance](#)
-  [Add/Edit Collectors](#)
-  [My Account](#)
-  [Contact Help](#)
-  [Logout](#)




[Patient Entry Form](#)

[Collect Specimen](#)


[Update Insurance](#)

[Add/Edit Collectors](#)

[My Account](#)

 **Karen**
Testing (Avellino)

 Dashboard


 Patient Entry Form


 Collect Specimen

 Update Insurance

 **Add/Edit Collectors**

 My Account

 Contact Help

 Logout




List of Collector









[+ Add User](#)

	Name	Site	Role	Email	Phone
Edit Delete	Tony	Testing (Avellino)	Collector	@mailinator.com	

Show 10 Total 1 records



 **Karen**
Testing (Avellino)

-  Dashboard
-  Patient Entry Form
-  Collect Specimen
-  Update Insurance
-  Add/Edit Collectors
-  My Account
-  Contact Help
-  Logout



Medical Professional Registration Form

Name *

Email *

Phone *

Role

Facility Name



